

## Typing in Sebatbeit

The Sebatbeit keyboard (📄) uses a system where the Sebatbeit sounds are matched to the English letters (a style called “phonetic”). You can think of how a word sounds in Sebatbeit and then type it out with English.

Example: typing **selam** becomes ሰላም

Because Sebatbeit has more sounds than English we sometimes have to adjust this rule. For example English does not have ‘ጨ’ and the closest similar letter would be ‘c’. In this case you should type with “capital C”:

Example: typing **enCerebie** becomes እንጨረቤ

Notice that we needed both “ie” together to make the 5<sup>th</sup> ‘ጠ’ letter ‘ጠ’. When the letter you want to type doesn't appear when you hit the similar sounding key in English, try using the capital next. If typing the capital does not work, then try hitting the key followed by a “y”:

Example: typing **yetgyekyere** becomes የትግዥረ

Example: typing **qyes** becomes ቕስ

Next, when you need to type the extra letters of Sebatbeit like ሷ, ሸ, ኘ you can do so by typing an extra vowel after a ‘u’:

Example: typing **mua** becomes ሸሷ

Example: typing **pue** becomes ኘኘ

Finally, we must introduce a special rule for ' (apostrophe). Some words are spelt with a ሷጵስ (6<sup>th</sup>) letter followed by a vowel, like ርኤ in ገብርኤል. We use the apostrophe here to type “gebr'iel” to make sure we get “ርኤ” instead of ‘ሬ’.

Example: typing **mel'ak** becomes ሙልአክ

We also use the apostrophe for Ethiopic numbers, so '1 becomes ፩ and so on. If a ' is needed in your document just type ' twice. This works for other punctuation as well, typing ‘;’ once makes ‘፤’ and a second time gives English ‘;’. The typing table shows how to type all Sebatbeit letters, numbers and punctuation.

## Sebatbeit Typing Table




ቤተሰብ	ግዕዝ	ካዕብ	ሣልስ	ራብዕ	ኃምስ	ሳድስ	ሳብዕ	ዘመደ-ግዕዝ	ዘመደ-ካዕብ	ዘመደ-ሣልስ	ዘመደ-ራብዕ	ዘመደ-ኃምስ
ኸ-ካፍ	ኸ he	ኹ hu	ኺ hi	ኻ ha	ኼ hie	ኽ h	ኾ ho	ኹ hue	ኺ huu	ኻ hui	ኼ hua	ኽ huie
ኸ-ካፍ	ኸ Kye	ኹ Kyu	ኺ Kyi	ኻ Kye	ኼ Kye	ኽ Ky	ኾ Kyo					
ላዊ	ላ le	ሊ lu	ሊ li	ላ la	ሊ lie	ላ l	ሎ lo				ሊ lua	
ማይ	መ me	ሙ mu	ሚ mi	ማ ma	ሚ mie	ም m	ሞ mo	ሙ mue	ሙ muu	ሙ mui	ሚ mua	ሚ muie
ርእስ	ረ re	ሩ ru	ሪ ri	ራ ra	ራ rie	ር r	ሮ ro				ረ rua	
ሳት	ሰ se	ሱ su	ሲ si	ሳ sa	ሲ sie	ሰ s	ሶ so				ሲ sua	
ኸ-ሳት	ኸ xe	ኹ xu	ኺ xi	ኻ xa	ኼ xie	ኽ x	ኾ xo				ኺ xua	
ቃፍ	ቀ qe	ቁ qu	ቂ qi	ቃ qa	ቁ qie	ቀ q	ቆ qo	ቁ que	ቁ qui	ቁ quu	ቁ qua	ቁ quie
ቃ-ቃፍ	ቀ qye	ቁ qyu	ቂ qye	ቃ qye	ቁ qye	ቀ qye	ቆ qyo					
ቤት	በ be	ቡ bu	ቢ bi	ባ ba	ቤ bie	ብ b	ቦ bo	ቡ bue	ቡ buu	ቡ mue	ቢ bua	ቢ buie
ታው	ተ te	ቱ tu	ቲ ti	ታ ta	ቱ tie	ት t	ቶ to				ታ tua	
ቻ-ታው	ቸ ce	ቹ cu	ቺ ci	ቻ ca	ቹ cie	ቸ c	ቻ co				ቻ cua	
ነሐስ	ነ ne	ኑ nu	ኒ ni	ና na	ኔ nie	ን n	ኖ no				ኔ nua	
ኛ-ነሐስ	ነ Ne	ኑ Nu	ኒ Ni	ና Na	ኔ Nie	ን N	ኖ No				ኔ Nua	
አልፍ	አ ae	አ u	አ i	አ a	አ ie	አ e	አ o					
ካፍ	ከ ke	ኩ ku	ኪ ki	ካ ka	ኪ kie	ከ k	ኮ ko	ከ kue	ከ kui	ከ kuu	ከ kua	ከ kuie
ኸ-ካፍ	ኸ kye	ኹ kyu	ኺ kyi	ኻ kya	ኼ kyie	ኽ ky	ኾ kyo					
ወዊ	ወ we	ዉ wu	ዊ wi	ዋ wa	ዌ wie	ወ w	ዎ wo					

<b>ዘይ</b>	ዘ ze	ዙ zu	ዚ zi	ዛ za	ዜ zie	ዝ z	ዞ zo				ዘ zua	
<b>ዠ-ዘይ</b>	ዠ Ze	ዡ Zu	ዢ Zi	ዣ Za	ዤ Zie	ዥ Z	ዦ Zo				ዠ Zua	
<b>የመነ</b>	የ ye	ዩ yu	ይ yi	ያ ya	የ yie	የ y	ዮ yo					
<b>ድንት</b>	ደ de	ዱ du	ዲ di	ዳ da	ዴ die	ድ d	ዶ do				ዲ dua	
<b>ጅ-ድንት</b>	ጅ je	ጆ ju	ጇ ji	ገ ja	ገጅ jie	ገ j	ገዕ jo				ገ jua	
<b>ገምል</b>	ገ ge	ጉ gu	ጊ gi	ጋ ga	ጌ gie	ግ g	ጎ go	ጎ gue	ጉ gui	ጉ guu	ጎ gua	ጎ guie
<b>ካ-ገምል</b>	ካ gye	ካ gyu	ካ gyi	ካ gya	ካ gyie	ካ gy	ካ gyo					
<b>ጠይት</b>	ጠ Te	ጡ Tu	ጢ Ti	ጣ Ta	ጤ Tie	ጥ T	ጦ To				ጢ Tua	
<b>ጨ-ጠይት</b>	ጨ Ce	ጨ Cu	ጨ Ci	ጨ Ca	ጨ Cie	ጨ C	ጨ Co				ጨ Cua	
<b>ጰይት</b>	ጰ Pe	ጱ Pu	ጲ Pi	ጳ Pa	ጴ Pie	ጵ P	ጶ Po				ጲ Pua	
<b>ፀላ</b>	ፀ Se	ፁ Su	ፊ Si	ፋ Sa	ፋ Sie	ፈ S	ፈ So					
<b>አፍ</b>	ፈ fe	ፉ fu	ፊ fi	ፋ fa	ፋ fie	ፈ f	ፈ fo	ፈ fue	ፈ fuu	ፈ fue	ፈ fua	ፈ fuie
<b>ጥሳ</b>	ጥ pe	ፑ pu	ፒ pi	ፓ pa	ፔ pie	ፕ p	ፖ po	ፖ pue	ፖ puu	ፖ pue	ፖ pua	ፖ puie
	:	፡፡	፣	፣	፣፣	፡-				'	,	;
	:	፡፡	፣	፣	፣፣	፡-				'	,	;
	፩	፪	፫	፬	፭	፮	፯	፰	፱			
	'1	'2	'3	'4	'5	'6	'7	'8	'9			
	፲	፳	፴	፵	፶	፷	፸	፹	፺	፻	፻፲	፻፳
	'10	'20	'30	'40	'50	'60	'70	'80	'90	'100	'1000	'10000

## Typing all languages

Since the creation of the Unicode system for Ethiopic many letters have become available on the computer. Unicode defines 461 letters for Ethiopic writing in many languages. This is too many letters for Sebatbeit so to avoid typing unexpected letters they are not allowed in the Sebatbeit keyboard. However, on the occasion that you need to type Ethiopic letters outside of Sebatbeit, you can do so with the “Unicode Keyboard”.

There are two ways to start the Unicode keyboard:

1. Type Ctrl + Alt + Y this should make the  icon appear in your task bar and the Unicode keyboard is ready.
2. Click on the  icon in your task bar then select the  icon and the Unicode keyboard is ready.

The typing for letters of other languages are now shown:

### Amharic

ሀ	ሁ	ሂ	ሃ	ሄ	ህ	ሆ					
he	hu	hi	ha	hie	h	ho					
ሐ	ሑ	ሒ	ሓ	ሔ	ሕ	ሖ				ሗ	
He	Hu	Hi	Ha	Hie	H	Ho				Hua	
ሠ	ሡ	ሢ	ሣ	ሤ	ሥ	ሦ				ሧ	
sse	ssu	ssi	ssa	ssie	ss	ssu				ssua	
ሸ	ሹ	ሺ	ሻ	ሼ	ሽ	ሾ				ሿ	
ve	vu	vi	va	vie	v	vo				vua	
ኀ	ኁ	ኂ	ኃ	ኄ	ኅ	ኆ	ኇ	ኈ	኉	ኊ	ኋ
hhe	hhu	hhi	hha	hhie	hh	hho	hue	hui	hhu	hua	huie
ሰ	ሱ	ሲ	ሳ	ሴ	ስ	ሶ					
aaa	uu	ii	aa	ie	ee	oo					
ጸ	ጹ	ሺ	ጻ	ጼ	ጽ	ጾ				ጿ	
Se	Su	Si	Sa	Sie	S	So				Sua	

### Awngi/Blin/Kayla/Kufal/Quara/Qimant/Xamtanga

ገ	ገ	ገ	ገ	ገ	ገ	ገ
Ge	Gu	Gi	Ga	Gie	G	Go
ገ	ገ	ገ	ገ	ገ		
Gue	Guu	Gui	Gua	Guie		

## Bench

ሸ xxe	ሸሁ xxu	ሸከ xxi	ሸአ xxa	ሸክ xxie	ሸኸ xx	ሸኦ xxo
ሸሮ cce	ሸህ ccu	ሸሮ cci	ሸሀ cca	ሸሮ ccie	ሸሸ cc	ሸሆ cco
ሸሮ ZZe	ሸህ ZZu	ሸሮ ZZi	ሸሀ ZZa	ሸሮ ZZie	ሸሸ ZZ	ሸሆ ZZo
ሸሮ CCe	ሸህ CCu	ሸሮ CCi	ሸሀ CCa	ሸሮ CCie	ሸሸ CC	ሸሆ CCo

## Ge'ez

ይዘት	ደረት	ርክርክ	ጎጂር፡ ርክርክ	ድፋት	ቅናት	ጭረት	ሒደት	ቁርጥ
.	ጋ	፤	፡	ጎ	ጎ	ጎ	ጎ	ጎ
1	2	3	4	5	6	7	8	0

፤	※	※
?	:+	:#

Ge'ez numbers can also be typed with the Unicode keyboard without requiring the typing of a ' before a number. This way is a little easier than typing numbers from the Sebatbeit keyboard.

## Me'en/Mursi/Suri/Dizi

ሀ	ላ	ሞ	ሮ	ሶ	ሸ	ቃ	ቦ	ቶ	ቸ	ኸ	ኸ	ኸ	አ
hoa	loa	moa	roa	soa	xoa	qoa	boa	toa	coa	hhoa	noa	Noa	oa
ኮ	ዎ	ዘ	ዮ	ዶ	ደ	ጎ	ጎ	ጎ	ጎ	ጎ	ጎ	ጎ	ጎ
koa	woa	zoa	yoa	doa	Doa	joa	goa	Toa	Coa	Poa	SSoa	poa	

## Me'en/Mursi/Suri/Dizi & Historical Oromo/Sidama



ደ	ደ	ደ	ደ	ደ	ደ	ደ	ደ
De	Du	Di	Da	Die	D	Do	Dua

## Tigrinya

ቐ	ቐ	ቐ	ቐ	ቐ	ቐ	ቐ
Qe	Qu	Qi	Qa	Qie	Q	Qo
ቐ	ቐ	ቐ	ቐ	ቐ		
Que	Quu	Qui	Qua	Quie		

## Installing and Using the Keyboard

The **SebatbeitKeyboard7.exe** file contains the **Tavultesoft Keyman** and font installer. To begin the installation:

1. Double click it and follow the installation instructions.
2. After successful installation you will find the **Tavultesoft Keyman** in your “**Programs**” menu. To start the keyboard software click:  
    **Start > All Programs**  
        **> Tavultesoft Keyman Desktop Light 7.1**  
        **> Keyman Desktop Light 7.1**
3. Click the  icon on the right bottom of your taskbar.
4. Select the  icon from the pop-up menu that appears.
5. Select an Ethiopic font and begin typing.