

Typing in Me'en

The Me'en keyboard (📄) uses a system where the Me'en sounds are matched to the English letters (a style called “phonetic”). You can think of how a word sounds in Me'en and then type it out with English.

Example: typing **selam** becomes ሰላም

Because Me'en has more sounds than English we sometimes have to adjust this rule. For example English does not have ‘ጨ’ and the closest similar letter would be ‘c’. In this case you should type with “capital C”:

Example: typing **Cikienjoa** becomes ጨከንጃ

Notice that we needed both “ie” together to make the 5th ‘ከ’ letter ‘ከ’ and “oa” together to make the 9th “ጃ” letter “ጃ”. When the letter you want to type does not appear when you hit the similar sounding key in English, try using the capital next.

Finally, we must introduce a special rule for ' (apostrophe). Some words are spelt with a ሳጵስ (6th) letter followed by a vowel, like ርኤ in ንብርኤል. We use the apostrophe here to type “gebr'iel” to make sure we get “ርኤ” instead of ‘ሬ’.

Example: typing **see'ani** becomes ሰእኒ

Example: typing **Ti'eeni** becomes ጢዕኒ

We also use the apostrophe for Ethiopic numbers, so '1 becomes ፩ and so on. If a ' is needed in your document just type ' twice. This works for other punctuation as well, typing ‘;’ once makes ‘፣’ and a second time gives English ‘;’. The typing table shows how to type all Me'en letters, numbers and punctuation.

Me'en Typing Table

| ቤተሰብ | ግዕዝ | ካዕብ | ሣልስ | ራብዕ | ጋምስ | ሳድስ | ሳብዕ | ሳምን |
|-------|---------|---------|---------|---------|----------|--------|---------|----------|
| ሆይ | ሀ he | ሁ hu | ሂ hi | ሃ ha | ሄ hie | ህ h | ሆ ho | ሀ hoa |
| ላዊ | ለ le | ሉ lu | ሊ li | ላ la | ሌ lie | ለ l | ሎ lo | ሎ loa |
| ማይ | መ me | ሙ mu | ሚ mi | ማ ma | ሚ mie | ም m | ሞ mo | ሞ moa |
| ርእስ | ረ re | ሩ ru | ሪ ri | ራ ra | ሪ rie | ር r | ሮ ro | ሮ roa |
| ሳት | ሰ se | ሱ su | ሲ si | ሳ sa | ሴ sie | ስ s | ሶ so | ሶ soa |
| ኧ-ሳት | ኧ xe | ከ xu | ኪ xi | ካ xa | ኪ xie | ኧ x | ኧ xo | ኧ xoa |
| ቃፍ | ቀ qe | ቁ qu | ቂ qi | ቃ qa | ቁ qie | ቀ q | ቆ qo | ቆ qoa |
| ቤት | በ be | ቡ bu | ቢ bi | ባ ba | ቤ bie | ብ b | ቦ bo | ቦ boa |
| ታው | ተ te | ቱ tu | ቲ ti | ታ ta | ቱ tie | ት t | ቶ to | ቶ toa |
| ቻ-ታው | ቸ ce | ቹ cu | ቺ ci | ቻ ca | ቹ cie | ቸ c | ቸ co | ቸ coa |
| ኅርም | ኀ Ge | ኁ Gu | ኂ Gi | ኃ Ga | ኄ Gie | ኅ G | ኆ Go | ኆ Goa |
| ነሐስ | ነ ne | ኑ nu | ኒ ni | ና na | ኔ nie | ን n | ኖ no | ኖ noa |
| ኛ-ነሐስ | ኘ Ne | ኙ Nu | ኚ Ni | ኛ Na | ኜ Nie | ኛ N | ኞ No | ኞ Noa |
| አልፍ | አ a | ሀ u | ሀ i | አ ea | ሀ ie | እ e | አ o | አ oa |
| ካፍ | ከ ke | ከ ku | ከ ki | ካ ka | ከ kie | ከ k | ኮ ko | ኮ kue |
| ወዌ | ወ we | ወ wu | ወ wi | ወ wa | ወ wie | ወ w | ወ wo | ወ woa |
| ዘይ | ዘ ze | ዘ zu | ዘ zi | ዘ za | ዘ zie | ዘ z | ዘ zo | ዘ zoa |
| የመነ | የ ye | የ yu | የ yi | የ ya | የ yie | የ y | የ yo | የ yoa |
| ድንት | ደ de | ደ du | ደ di | ደ da | ደ die | ደ d | ደ do | ደ doa |

| | | | | | | | | |
|--------------|---------|---------|---------|---------|----------|--------|---------|----------|
| ደ-ድንት | ደ De | ዱ Du | ዲ Di | ዳ Da | ዴ Die | ድ D | ዶ Do | ዷ Doa |
| ጀ-ድንት | ጀ je | ጁ ju | ጂ ji | ጃ ja | ጄ jie | ጅ j | ጆ jo | ጇ joa |
| ገፆል | ገ ge | ገ gu | ገ gi | ገ ga | ገ gie | ገ g | ገ go | ገ goa |
| ጠይት | ጠ Te | ጡ Tu | ጢ Ti | ጣ Ta | ጤ Tie | ጥ T | ጦ To | ጧ Toa |
| ጨ-ጠይት | ጨ Ce | ጡ Cu | ጨ Ci | ጡ Ca | ጨ Cie | ጡ C | ጡ Co | ጡ Coa |
| አይት | አ Pe | አ Pu | አ Pi | አ Pa | አ Pie | አ P | አ Po | አ Poa |
| ፀአ | ፀ Se | ፀ Su | ፀ Si | ፀ Sa | ፀ Sie | ፀ S | ፀ So | ፀ Soa |
| ፕሳ | ፕ pe | ፕ pu | ፕ pi | ፕ pa | ፕ pie | ፕ p | ፕ po | ፕ poa |




Punctuation

| | | | | | | | | |
|---|----|---|---|----|--|----|----|----|
| : | # | ÷ | ̄ | :- | | ' | , | ; |
| : | :: | , | ; | :- | | '' | ,, | :: |

Typing all languages

Since the creation of the Unicode system for Ethiopic many letters have become available on the computer. Unicode defines 461 letters for Ethiopic writing in many languages. This is too many letters for Me'en so to avoid typing unexpected letters they are not allowed in the Me'en keyboard. However, on the occasion that you need to type Ethiopic letters outside of Me'en, you can do so with the "Unicode Keyboard".

There are two ways to start the Unicode keyboard:

1. Type Ctrl + Alt + Y this should make the  icon appear in your task bar and the Unicode keyboard is ready.
2. Click on the  icon in your task bar then select the  icon and the Unicode keyboard is ready.

The typing for letters of other languages are now shown:

Amharic

Next, when you need to type the extra letters of Amharic like ሷ, ሸ, ኃ you can do so by typing an extra vowel after a 'u':

Example: typing **mua** becomes ሸ

Example: typing **guie** becomes ኃ

| | | | | | | | | |
|-----|-----|-----|-----|------|----|-----|------|---|
| ሐ | ሁ | ሂ | ሃ | ሄ | ህ | ሆ | ሐ | ሁ |
| He | Hu | Hi | Ha | Hie | H | Ho | Hua | |
| ሠ | ሡ | ሢ | ሣ | ሤ | ሥ | ሦ | ሧ | |
| sse | ssu | ssi | ssa | ssie | ss | ssu | ssua | |
| ሸ | ሹ | ሺ | ሻ | ሼ | ሽ | ሾ | ሿ | |
| ve | vu | vi | va | vie | v | vo | vua | |
| ኘ | ኙ | ኚ | ኛ | ኜ | ኝ | ኞ | ኟ | |
| Ne | Nu | Ni | Na | Nie | N | No | Nua | |
| ኸ | ኹ | ኺ | ኻ | ኼ | ኽ | ኾ | | |
| Ke | Ku | Ki | Ka | Kie | K | Ko | | |
| ዐ | ዑ | ዒ | ዓ | ዔ | ዕ | ዖ | | |
| aaa | uu | ii | aa | ie | ee | oo | | |
| ዠ | ዡ | ዢ | ዣ | ዤ | ዥ | ዦ | ዧ | |
| Ze | Zu | Zi | Za | Zie | Z | Zo | Zua | |
| ጸ | ጹ | ጺ | ጻ | ጼ | ጽ | ጾ | ጿ | |
| Se | Su | Si | Sa | Sie | S | So | Sua | |
| ፈ | ፉ | ፊ | ፋ | ፌ | ፍ | ፎ | ፉ | |
| fe | fu | fi | fa | fie | f | fo | fua | |

Numbers

| | | | | | | | | | | | |
|----|----|----|----|----|----|----|----|----|-----|------|-------|
| ፩ | ፪ | ፫ | ፬ | ፭ | ፮ | ፯ | ፰ | ፱ | | | |
| 1 | 2 | 3 | 4 | 5 | 6 | 7 | 8 | 9 | | | |
| ፲ | ፳ | ፴ | ፵ | ፶ | ፷ | ፸ | ፹ | ፺ | ፻ | ፷፻ | ፻፻ |
| 10 | 20 | 30 | 40 | 50 | 60 | 70 | 80 | 90 | 100 | 1000 | 10000 |

Awngi/Blin/Kayla/Kufal/Quara/Qimant/Xamtanga

| | | | | | | |
|-----|-----|-----|-----|------|---|----|
| ገ | ጊ | ጋ | ጄ | ጅ | ጆ | ጇ |
| Ge | Gu | Gi | Ga | Gie | G | Go |
| ገጋ | ጊጋ | ጋጋ | ጄጋ | ጅጋ | | |
| Gue | Guu | Gui | Gua | Guie | | |

Bench

| | | | | | | |
|-----|-----|-----|-----|------|----|-----|
| ጸ | ጹ | ጺ | ጻ | ጼ | ጽ | ጾ |
| xxe | xxu | xxi | xxa | xxie | xx | xxo |
| ቸ | ቹ | ቺ | ቻ | ቼ | ች | ቾ |
| cce | ccu | cci | cca | ccie | cc | cco |
| ጸገ | ጸጊ | ጸጋ | ጸጄ | ጸጅ | ጸጆ | ጸጇ |
| ZZe | ZZu | ZZi | ZZa | ZZie | ZZ | ZZo |
| ጸጸ | ጸጸ | ጸጸ | ጸጸ | ጸጸ | ጸጸ | ጸጸ |
| CCe | CCu | CCi | CCa | CCie | CC | CCo |

Tigrinya

| | | | | | | |
|-----|-----|-----|-----|------|---|----|
| ቐ | ቑ | ቒ | ቓ | ቔ | ቕ | ቖ |
| Qe | Qu | Qi | Qa | Qie | Q | Qo |
| ቐጋ | ቐጊ | ቐጋ | ቐጄ | ቐጅ | | |
| Que | Quu | Qui | Qua | Quie | | |
| ቐጠ | ቐጡ | ቐጠ | ቐጡ | ቐጠ | | |
| Kue | Kuu | Kui | Kua | Kuie | | |

Ge'ez

| ይዘት | ደረት | ርከርክ | ጎጲር፡ ርከርክ | ድፋት | ቅናት | ጭረት | ሒደት | ቁርጥ |
|-----|-----|------|--------------|-----|-----|-----|-----|-----|
| . | ጋ | ፤ | ፥ | ገ | ጊ | ጋ | ጋ | ተ |
| 1 | 2 | 3 | 4 | 5 | 6 | 7 | 8 | 0 |

| | | |
|---|----|----|
| ፤ | ※ | ※ |
| ? | :+ | :# |

Ge'ez numbers can also be typed with the Unicode keyboard without requiring the typing of a ' before a number. This way is a little easier than typing numbers from the Me'en keyboard.

Sebatbeit

| | | | | | | |
|-----|-----|-----|-----|------|-----|-----|
| ቆ | ቆ | ቆ | ቆ | ቆ | ቆ | ቆ |
| qye | qyu | qye | qye | qye | qye | qyo |
| ኸ | ኸ | ኸ | ኸ | ኸ | ኸ | ኸ |
| kye | kyu | kyi | kya | kyie | ky | kyo |
| ኸ | ኸ | ኸ | ኸ | ኸ | ኸ | ኸ |
| Kye | Kyu | Kyi | Kye | Kyie | Ky | Kyo |
| ኸ | ኸ | ኸ | ኸ | ኸ | ኸ | ኸ |
| gye | gyu | gyi | gya | gyie | gy | gyo |



| |
|-----|
| ሙ |
| mue |
| ቡ |
| bue |
| ፊ |
| fue |
| ፑ |
| pue |

| |
|-----|
| ሙ |
| mui |
| ቡ |
| mue |
| ፊ |
| fue |
| ፑ |
| pue |

| | |
|------|-----|
| ሙ | ሙ |
| muie | muu |
| ቡ | ቡ |
| buie | buu |
| ፊ | ፊ |
| fuie | fuu |
| ፑ | ፑ |
| puie | puu |

Installing and Using the Keyboard

The **MeenKeyboard7.exe** file contains the **Tavultesoft Keyman** and font installer. To begin the installation:

1. Double click it and follow the installation instructions.
2. After successful installation you will find the **Tavultesoft Keyman** in your “**Programs**” menu. To start the keyboard software click:
 - Start > All Programs**
 - > Tavultesoft Keyman Desktop Light 7.1**
 - > Keyman Desktop Light 7.1**
3. Click the  icon on the right bottom of your taskbar.
4. Select the  icon from the pop-up menu that appears.
5. Select an Ethiopic font and begin typing.