

Typing in Tigrinya

The Tigrinya keyboard (📄) uses a system where the Tigrinya sounds are matched to the English letters (a style called “phonetic”). You can think of how a word sounds in Tigrinya and then type it out with English.

Example: typing **selamat** becomes ሰላማት

Because Tigrinya has more sounds than English we sometimes have to adjust this rule. For example English does not have ‘s’ or ‘q’ and the closest similar letters would be ‘s’ and ‘q’ respectively. In this case you should type with “capital S” and “capital Q”:

Example: typing **SbuQ** becomes ጽቡቕ

When the letter you want to type does not appear when you hit the similar sounding key in English, try using the capital next. If typing the capital does not work, then try hitting the key two times:

Example: typing **sselamat** becomes ሠላማት

Example: typing **aarbi** becomes ኅርቢ

Next, when you need to type the extra letters of Tigrinya like ሷ፣ ሸ፣ ኃ you can do so by typing an extra vowel after a ‘u’:

Example: typing **mua** becomes ሸሷ

Example: typing **guie** becomes ኃኒ

Finally, we must introduce a special rule for ' (apostrophe). Some words are spelt with a ሷፍሰ (6th) letter followed by a vowel, like ሸፍ in ገብረሰፍል. We use the apostrophe here to type “gebr*u*iel” to make sure we get “ሸፍ” instead of ‘ፍ’.

Example: typing **wag’u** becomes ዋግኡ

Example: typing **T’uum** becomes ተዑዎ

We also use the apostrophe for Ethiopic numbers, so '1 becomes ፩ and so on. If a ' is needed in your document just type ' twice. This works for other punctuation as well, typing ‘;’ once makes ‘፤’ and a second time gives English ‘;’. The typing table shows how to type all Tigrinya letters, numbers and punctuation.

Tigrinya Typing Table




ቤተሰብ	ግዕዝ	ካዕብ	ሣልስ	ራብዕ	ኃምስ	ሳድስ	ሳብዕ	ዘመደ-ግዕዝ	ዘመደ-ካዕብ	ዘመደ-ሣልስ	ዘመደ-ራብዕ	ዘመደ-ኃምስ
ሆይ	ሀ he	ሁ hu	ሂ hi	ሃ ha	ሄ hie	ህ h	ሆ ho					
ላዊ	ለ le	ሉ lu	ሊ li	ላ la	ሌ lie	ል l	ሎ lo				ሏ lua	
ሐውት	ሐ He	ሑ Hu	ሐሊ Hi	ሐላ Ha	ሐሌ Hie	ሐህ H	ሐሆ Ho				ሐሏ Hua	
ማይ	መ me	ሙ mu	ሚ mi	ማ ma	ሚ mie	ም m	ሞ mo				ሚ mua	
ሠውት	ሠ sse	ሡ ssu	ሢ ssi	ሣ ssa	ሢ ssie	ሥ ss	ሦ sso				ሢ ssua	
ርእስ	ረ re	ሩ ru	ሪ ri	ራ ra	ሪ rie	ር r	ሮ ro				ሩ rua	
ሳት	ሰ se	ሱ su	ሲ si	ሳ sa	ሲ sie	ስ s	ሶ so				ሲ sua	
ኧ-ሳት	ኧ xe	ከ xu	ኪ xi	ኣ xa	ኪ xie	ኧ x	ኧ xo				ኪ xua	
ቃፍ	ቀ qe	ቁ qu	ቂ qi	ቃ qa	ቂ qie	ቀ q	ቀ qo	ቂ que	ቀ qui	ቀ quu	ቂ qua	ቂ quie
ቃ-ቃፍ	ቐ Qe	ቑ Qu	ቒ Qi	ቃ Qa	ቒ Qie	ቀ Q	ቀ Qo	ቒ Que	ቀ Quu	ቀ Qui	ቒ Qua	ቒ Quie
ቤት	በ be	ቡ bu	ቢ bi	ባ ba	ቤ bie	ብ b	ቦ bo				ቢ bua	
ቪ-ቤት	ቨ ve	ቩ vu	ቪ vi	ባ va	ቪ vie	ቨ v	ቩ vo				ቪ vua	
ታው	ተ te	ቱ tu	ቲ ti	ታ ta	ቲ tie	ት t	ቶ to				ቲ tua	
ቻ-ታው	ቸ ce	ቹ cu	ቺ ci	ቻ ca	ቺ cie	ቻ c	ቸ co				ቺ cua	
ኀርም	ኀ hhe	ኁ hhu	ኂ hhi	ኃ hha	ኄ hhie	ኀ hh	ኁ hho	ኃ hue	ኁ hui	ኁ huu	ኃ hua	ኄ huie
ነሐስ	ነ ne	ኑ nu	ኒ ni	ና na	ኔ nie	ን n	ኖ no				ኔ nua	
ኛ-ነሐስ	ኘ Ne	ኙ Nu	ኚ Ni	ኛ Na	ኛ Nie	ኛ N	ኛ No				ኛ Nua	
አልፍ	አ a	ሀ u	ኢ i	አ ea	ኤ ie	እ e	አ o	እ ae				
ካፍ	ከ ke	ከ ku	ኪ ki	ካ ka	ኪ kie	ከ k	ኮ ko	ኪ kue	ከ kui	ከ kuu	ኪ kua	ኪ kuie

ኸ-ከፍ	ኸ Ke	ኹ Ku	ኺ Ki	ኻ Ka	ኼ Kie	ኽ K	ኾ Ko	኿ Kue	ኺ Kuu	ኻ Kui	ኼ Kua	ኽ Kuie
ወዌ	ወ we	ዑ wu	ዒ wi	ዓ wa	ዔ wie	ዕ w	ዖ wo					
ዐይን	ዐ aaa	ዑ uu	ዒ ii	ዓ aa	ዔ iie	ዕ ee	ዖ oo					
ዘይ	ዘ ze	ዙ zu	ዚ zi	ዛ za	ዞ zie	ዟ z	ዠ zo				ዡ zua	
ዠ-ዘይ	ዠ Ze	ዡ Zu	ዢ Zi	ዣ Za	ዤ Zie	ዥ Z	ዦ Zo				ዧ Zua	
የመነ	የ ye	ዩ yu	ዮ yi	ያ ya	ዮ yie	ዿ y	ዾ yo					
ድንት	ደ de	ዱ du	ዲ di	ዳ da	ዴ die	ድ d	ዶ do				ዸ dua	
ጅ-ድንት	ጅ je	ጆ ju	ጇ ji	ገ ja	ገ jie	ገ j	ገ jo				ገ jua	
ገምል	ገ ge	ገ gu	ገ gi	ገ ga	ገ gie	ገ g	ገ go	ገ gue	ገ gui	ገ guu	ገ gua	ገ guie
ጠይት	ጠ Te	ጡ Tu	ጢ Ti	ጣ Ta	ጤ Tie	ጥ T	ጦ To				ጰ Tua	
ጨ-ጠይት	ጨ Ce	ጨ Cu	ጨ Ci	ጨ Ca	ጨ Cie	ጨ C	ጨ Co				ጨ Cua	
ጰይት	ጰ Pe	ጱ Pu	ጲ Pi	ጳ Pa	ጴ Pie	ጵ P	ጶ Po				ጸ Pua	
ጸደይ	ጸ Se	ጹ Su	ጺ Si	ጻ Sa	ጼ Sie	ጾ S	ጿ So				ጺ Sua	
ፀጰ	ፀ SSe	ፀ SSu	ፀ SSi	ፀ SSa	ፀ SSie	ፀ SS	ፀ SSo					
አፍ	ፈ fe	ፉ fu	ፊ fi	ፋ fa	ፍ fie	ፎ f	ፇ fo				ፉ fua	
ፕሳ	ፕ pe	ፕ pu	ፕ pi	ፕ pa	ፕ pie	ፕ p	ፕ po				ፕ pua	
	:	፡	፣	፤	፥	፦				'	,	;
	:	::	,	;	፡፡	፦				'	''	፡፡
	፩ '1	፪ '2	፫ '3	፬ '4	፭ '5	፮ '6	፯ '7	፰ '8	፱ '9			
	፲ '10	፳ '20	፴ '30	፵ '40	፶ '50	፷ '60	፸ '70	፹ '80	፺ '90	፻ '100	፳፻ '1000	፷፻፹፻ '10000

Typing all languages













Since the creation of the Unicode system for Ethiopic many letters have become available on the computer. Unicode defines 461 letters for Ethiopic writing in many languages. This is too many letters for Tigrinya so to avoid typing unexpected letters they are not allowed in the Tigrinya keyboard. However, on the occasion that you need to type Ethiopic letters outside of Tigrinya, you can do so with the “Unicode Keyboard”.

There are two ways to start the Unicode keyboard:





























1. Type Ctrl + Alt + Y this should make the  icon appear in your task bar and the Unicode keyboard is ready.
2. Click on the  icon in your task bar then select the  icon and the Unicode keyboard is ready.

The typing for letters of other languages are now shown:

Awngi/Kayla/Kufal/Quara/Qimant/Xamtanga

						
Ge	Gu	Gi	Ga	Gie	G	Go
						
Gue	Guu	Gui	Gua	Guie		

Bench

						
xxe	xxu	xxi	xxa	xxie	xx	xxo
						
cce	ccu	cci	cca	ccie	cc	cco
						
ZZe	ZZu	ZZi	ZZa	ZZie	ZZ	ZZo
						
CCe	CCu	CCi	CCa	CCie	CC	CCo

Ge'ez

ይዘት	ደረት	ChCh	ጎጂር: ChCh	ድፋት	ቅናት	ጭረት	ሒደት	ቁርጥ
.	ጋ	፤	፥	ገ	ጊ	ጋ	ጋ	ተ
1	2	3	4	5	6	7	8	0

Punctuation

፤	※	※
?	:+	:#

Ge'ez numbers can also be typed with the Unicode keyboard without requiring the typing of a ' before a number. This way is a little easier than typing numbers from the Tigrinya keyboard.

Me'en/Mursi/Suri/Dizi

ሀ	ሎ	ሞ	ሮ	ሶ	ኦ	ቃ	ቦ	ቶ	ቆ	ኸ	ኸ	ኸ	ኸ
hoa	loa	moa	roa	soa	xoa	qoa	boa	toa	coa	hhoa	noa	Noa	oa
ኮ	ዎ	ዞ	ዮ	ዶ	ደ	ጆ	ጎ	ጠ	ጮ	ጶ	ጸ	ጸ	ጸ
koa	woa	zoa	yoa	doa	Doa	joa	goa	Toa	Coa	Poa	SSoa	poa	

Me'en/Mursi/Suri/Dizi & Historical Oromo/Sidama

ደ	ድ	ዲ	ዳ	ዴ	ድ	ዶ	ዷ
De	Du	Di	Da	Die	D	Do	Dua

Sebatbeit

ቆ	ቆ	ቆ	ቆ	ቆ	ቆ	ቆ
qye	qyu	qye	qye	qye	qye	qyo
ኸ	ኸ	ኸ	ኸ	ኸ	ኸ	ኸ
kye	kyu	kyi	kya	kyie	ky	kyo
ኸ	ኸ	ኸ	ኸ	ኸ	ኸ	ኸ
Kye	Kyu	Kyi	Kye	Kyie	Ky	Kyo
ኸ	ኸ	ኸ	ኸ	ኸ	ኸ	ኸ
gye	gyu	gyi	gya	gyie	gy	gyo



ሞ	mue
ቦ	bue
ፊ	fue
ፑ	pue

ሞ	mui
ቦ	mue
ፊ	fue
ፑ	pue

ሞ	muie	ሞ	muu
ቦ	buie	ቦ	buu
ፊ	fuie	ፊ	fuu
ፑ	puie	ፑ	puu

Installing and Using the Keyboard

The **TigrinyaEtKeyboard6.exe** file contains the **Tavultesoft Keyman** and font installer. To begin the installation:

1. Double click it and follow the installation instructions.
2. After successful installation you will find the **Tavultesoft Keyman** in your “**Programs**” menu. To start the keyboard software click:
 Start > All Programs
 > Tavultesoft Keyman
 > Keyman
3. Click the  icon on the right bottom of your taskbar.
4. Select the  icon from the pop-up menu that appears.
5. Select an Ethiopic font and begin typing.