

Typing in Me'en

The Me'en keyboard (📄) uses a system where the Me'en sounds are matched to the English letters (a style called “phonetic”). You can think of how a word sounds in Me'en and then type it out with English.

Example: typing **selam** becomes ሰላም

Because Me'en has more sounds than English we sometimes have to adjust this rule. For example English does not have ‘ጨ’ and the closest similar letter would be ‘c’. In this case you should type with “capital C”:

Example: typing **Cikienjoa** becomes ጨከንጃ

Notice that we needed both “ie” together to make the 5th ‘ከ’ letter ‘ከ’ and “oa” together to make the 9th “ጃ” letter “ጃ”. When the letter you want to type does not appear when you hit the similar sounding key in English, try using the capital next.

Finally, we must introduce a special rule for ' (apostrophe). Some words are spelt with a ሳይስ (6th) letter followed by a vowel, like ርኤ in ገብርኤል. We use the apostrophe here to type “gebr'iel” to make sure we get “ርኤ” instead of ‘ሪ’.

Example: typing **see'ani** becomes ሰእኒ

Example: typing **Ti'eeni** becomes ጢዕኒ

We also use the apostrophe for Ethiopic numbers, so '1 becomes ፩ and so on. If a ' is needed in your document just type ' twice. This works for other punctuation as well, typing ‘;’ once makes ‘፤’ and a second time gives English ‘;’. The typing table shows how to type all Me'en letters, numbers and punctuation.

Me'en Typing Table

ቤተሰብ	ግዕዝ	ካዕብ	ሣልስ	ራብዕ	ጋምስ	ሳድስ	ሳብዕ	ሳምን
ሆይ	ሀ he	ሁ hu	ሂ hi	ሃ ha	ሄ hie	ህ h	ሆ ho	ሀ hoa
ላዊ	ለ le	ሉ lu	ሊ li	ላ la	ሌ lie	ለ l	ሎ lo	ሎ loa
ማይ	መ me	ሙ mu	ሚ mi	ማ ma	ሚ mie	ም m	ሞ mo	ሞ moa
ርእስ	ረ re	ሩ ru	ሪ ri	ራ ra	ሪ rie	ር r	ሮ ro	ሮ roa
ሳት	ሰ se	ሱ su	ሲ si	ሳ sa	ሴ sie	ስ s	ሶ so	ሶ soa
ኧ-ሳት	ኧ xe	ከ xu	ኪ xi	ካ xa	ኪ xie	ኧ x	ኧ xo	ኧ xoa
ቃፍ	ቀ qe	ቁ qu	ቂ qi	ቃ qa	ቁ qie	ቀ q	ቆ qo	ቆ qoa
ቤት	በ be	ቡ bu	ቢ bi	ባ ba	ቤ bie	ብ b	ቦ bo	ቦ boa
ታው	ተ te	ቱ tu	ቲ ti	ታ ta	ቱ tie	ት t	ቶ to	ቶ toa
ቻ-ታው	ቸ ce	ቹ cu	ቺ ci	ቻ ca	ቹ cie	ቸ c	ቹ co	ቹ coa
ኅርም	ኀ Ge	ኁ Gu	ኂ Gi	ኃ Ga	ኄ Gie	ኅ G	ኆ Go	ኆ Goa
ነሐስ	ነ ne	ኑ nu	ኒ ni	ና na	ኔ nie	ን n	ኖ no	ኖ noa
ኛ-ነሐስ	ኸ Ne	ኹ Nu	ኺ Ni	ኻ Na	ኼ Nie	ኸ N	ኹ No	ኹ Noa
አልፍ	አ a	ሀ u	ሀ i	አ ea	ሀ ie	እ e	አ o	አ oa
ካፍ	ከ ke	ከ ku	ከ ki	ካ ka	ከ kie	ከ k	ኮ ko	ኮ kue
ወዌ	ወ we	ዉ wu	ዊ wi	ዋ wa	ዌ wie	ወ w	ዎ wo	ዎ woa
ዘይ	ዘ ze	ዙ zu	ዘ zi	ዛ za	ዘ zie	ዘ z	ዞ zo	ዞ zoa
የመነ	የ ye	ዩ yu	ይ yi	ያ ya	ይ yie	ይ y	ዮ yo	ዮ yoa
ድንት	ደ de	ዱ du	ዲ di	ዳ da	ዲ die	ድ d	ዶ do	ዶ doa

ደ-ድንት	ደ De	ዱ Du	ዲ Di	ዳ Da	ዴ Die	ድ D	ዶ Do	ዷ Doa
ጀ-ድንት	ጀ je	ጁ ju	ጂ ji	ጃ ja	ጄ jie	ጅ j	ጆ jo	ጇ joa
ገፆል	ገ ge	ጉ gu	ጊ gi	ጋ ga	ጌ gie	ግ g	ጎ go	ጏ goa
ጠይት	ጠ Te	ጡ Tu	ጢ Ti	ጣ Ta	ጤ Tie	ጥ T	ጦ To	ጧ Toa
ጨ-ጠይት	ጨ Ce	ጡጭ Cu	ጨ Ci	ጡጫ Ca	ጨጭ Cie	ጭ C	ጡጫ Co	ጨጫ Coa
ጰይት	ጰ Pe	ጱ Pu	ጲ Pi	ጳ Pa	ጴ Pie	ጵ P	ጶ Po	ጷ Poa
ፀጰ	ፀ Se	ፁ Su	ፂ Si	ፃ Sa	ፄ Sie	ፅ S	ፆ So	ፇ Soa
ፕሳ	ፕ pe	ፑ pu	ፒ pi	ፓ pa	ፔ pie	ፕ p	ፖ po	ፘ poa




Punctuation

:	#	÷	≡	:-		'	,	;
:	::	,	;	:-		''	,,	::

Typing all languages

Since the creation of the Unicode system for Ethiopic many letters have become available on the computer. Unicode defines 461 letters for Ethiopic writing in many languages. This is too many letters for Me'en so to avoid typing unexpected letters they are not allowed in the Me'en keyboard. However, on the occasion that you need to type Ethiopic letters outside of Me'en, you can do so with the "Unicode Keyboard".

There are two ways to start the Unicode keyboard:

1. Type Ctrl + Alt + Y this should make the  icon appear in your task bar and the Unicode keyboard is ready.
2. Click on the  icon in your task bar then select the  icon and the Unicode keyboard is ready.

The typing for letters of other languages are now shown:

Amharic

Next, when you need to type the extra letters of Amharic like ሷ, ሸ, ኃ you can do so by typing an extra vowel after a 'u':

Example: typing **mua** becomes ሸ

Example: typing **guie** becomes ኃ

ሐ	ሁ	ሂ	ሃ	ሄ	ህ	ሆ	ሐ	ሐ
He	Hu	Hi	Ha	Hie	H	Ho	Hua	
ሠ	ሡ	ሢ	ሣ	ሤ	ሥ	ሦ	ሧ	
sse	ssu	ssi	ssa	ssie	ss	ssu	ssua	
ሸ	ሹ	ሺ	ሻ	ሼ	ሽ	ሾ	ሿ	
ve	vu	vi	va	vie	v	vo	vua	
ኘ	ኙ	ኚ	ኛ	ኜ	ኝ	ኞ	ኟ	
Ne	Nu	Ni	Na	Nie	N	No	Nua	
ኸ	ኹ	ኺ	ኻ	ኼ	ኽ	ኾ		
Ke	Ku	Ki	Ka	Kie	K	Ko		
ዐ	ዑ	ዒ	ዓ	ዔ	ዕ	ዖ		
aaa	uu	ii	aa	iiie	ee	oo		
ዠ	ዡ	ዢ	ዣ	ዤ	ዥ	ዦ	ዧ	
Ze	Zu	Zi	Za	Zie	Z	Zo	Zua	
ጸ	ጹ	ጺ	ጻ	ጼ	ጽ	ጾ	ጿ	
Se	Su	Si	Sa	Sie	S	So	Sua	
ፈ	ፉ	ፊ	ፋ	ፌ	ፍ	ፎ	ፉ	
fe	fu	fi	fa	fie	f	fo	fua	

Numbers

፩	፪	፫	፬	፭	፮	፯	፰	፱			
1	2	3	4	5	6	7	8	9			
፲	፳	፴	፵	፶	፷	፸	፹	፺	፻	፷፫	፷፱
10	20	30	40	50	60	70	80	90	100	1000	10000

Awngi/Blin/Kayla/Kufal/Quara/Qimant/Xamtanga

ገ	ጊ	ጋ	ጄ	ጅ	ጆ	ጇ
Ge	Gu	Gi	Ga	Gie	G	Go
ገጋ	ጊጋ	ጋጋ	ጄጋ	ጅጋ		
Gue	Guu	Gui	Gua	Guie		

Bench

ጸ	ጹ	ጺ	ጻ	ጼ	ጽ	ጾ
xxe	xxu	xxi	xxa	xxie	xx	xxo
ቸ	ቹ	ቺ	ቻ	ቼ	ች	ቾ
cce	ccu	cci	cca	ccie	cc	cco
ሸ	ሹ	ሺ	ሻ	ሼ	ሽ	ሾ
ZZe	ZZu	ZZi	ZZa	ZZie	ZZ	ZZo
ጸጸ	ጸጹ	ጸጺ	ጸጻ	ጸጼ	ጸጽ	ጸጾ
CCe	CCu	CCi	CCa	CCie	CC	CCo

Tigrinya

ቐ	ቑ	ቒ	ቓ	ቔ	ቕ	ቖ
Qe	Qu	Qi	Qa	Qie	Q	Qo
ቐጋ	ቐጋጋ	ቐጋጋጋ	ቐጋጋጋጋ	ቐጋጋጋጋጋ		
Que	Quu	Qui	Qua	Quie		
ኸጐ	ኸጐጐ	ኸጐጐጐ	ኸጐጐጐጐ	ኸጐጐጐጐጐ		
Kue	Kuu	Kui	Kua	Kuie		

Ge'ez

ይዘት	ደረት	ርክርክ	ጎጲር፡ ርክርክ	ድፋት	ቅናት	ጭረት	ሒደት	ቁርጥ
.	ጋ	፤	፥	ገ	ጊ	ጋ	ጋ	ተ
1	2	3	4	5	6	7	8	0

፤	※	※
?	:+	:#

Ge'ez numbers can also be typed with the Unicode keyboard without requiring the typing of a ' before a number. This way is a little easier than typing numbers from the Me'en keyboard.

Sebatbeit

ቆ	ቆ	ቆ	ቆ	ቆ	ቆ	ቆ
qye	qyu	qye	qye	qye	qye	qyo
ኸ	ኸ	ኸ	ኸ	ኸ	ኸ	ኸ
kye	kyu	kyi	kya	kyie	ky	kyo
ኸ	ኸ	ኸ	ኸ	ኸ	ኸ	ኸ
Kye	Kyu	Kyi	Kye	Kyie	Ky	Kyo
ኸ	ኸ	ኸ	ኸ	ኸ	ኸ	ኸ
gye	gyu	gyi	gya	gyie	gy	gyo



ሙ
mue
ቡ
bue
ፊ
fue
ፑ
pue

ሙ
mui
ቡ
mue
ፊ
fue
ፑ
pue

ሙ	ሙ
muie	muu
ቡ	ቡ
buie	buu
ፊ	ፊ
fuie	fuu
ፑ	ፑ
puie	puu

Installing and Using the Keyboard

The **MeenKeyboard6.exe** file contains the **Tavultesoft Keyman** and font installer. To begin the installation:

1. Double click it and follow the installation instructions.
2. After successful installation you will find the **Tavultesoft Keyman** in your “**Programs**” menu. To start the keyboard software click:
 Start > All Programs
 > Tavultesoft Keyman
 > Keyman
3. Click the  icon on the right bottom of your taskbar.
4. Select the  icon from the pop-up menu that appears.
5. Select an Ethiopic font and begin typing.