

Typing in Ge'ez

The Ge'ez keyboard (📄) uses a system where the Ge'ez sounds are matched to the English letters (a style called “phonetic”). You can think of how a word sounds in Ge'ez and then type it out with English.

Example: typing **selam** becomes ሰላም

Because Ge'ez has more sounds than English we sometimes have to adjust this rule. For example English does not have ‘ጠ’ and the closest similar letter would be ‘ጥ’. In this case you should type with “capital T”:

Example: typing **qTqaTie** becomes ቅጥቃጤ

Notice that we needed both “ie” together to make the 5th ‘ጠ’ letter ‘ጤ’. When the letter you want to type does not appear when you hit the similar sounding key in English, try using the capital next. If typing the capital does not work, then try hitting the key two times:

Example: typing **sselam** becomes ሠላም

Example: typing **SSeHey** becomes ፀሐይ

Next, when you need to type the extra letters of Ge'ez like ሷ, ሸ, ኃ you can do so by typing an extra vowel after a ‘u’:

Example: typing **mua** becomes ሸሷ

Example: typing **guie** becomes ኃ

Finally, we must introduce a special rule for ' (apostrophe). Some words are spelt with a ሸጵሰ (6th) letter followed by a vowel, like ሸጵ in ገብረጵል. We use the apostrophe here to type “gebriel” to make sure we get “ሸጵ” instead of ‘ጵ’.

Example: typing **mel'ak** becomes ሞልአክ

Example: typing **m'eraf** becomes ምዕራፍ

We also use the apostrophe for English numbers, so '1 becomes 1 and so on. If a ' is needed in your document just type ' twice. This works for other punctuation as well, typing ‘;’ once makes ‘፤’ and a second time gives English ‘;’. The typing table shows how to type all Ge'ez letters, numbers and punctuation.

Ge'ez Typing Table

ቤተሰብ	ግዕዝ	ካዕብ	ሣልስ	ራብዕ	ኃምስ	ሳድስ	ሳብዕ	ዘመደ-ግዕዝ	ዘመደ-ካዕብ	ዘመደ-ሣልስ	ዘመደ-ራብዕ	ዘመደ-ኃምስ
ሆይ	ሀ he	ሁ hu	ሂ hi	ሃ ha	ሄ hie	ህ h	ሆ ho					
ላዊ	ለ le	ሉ lu	ሊ li	ላ la	ሌ lie	ል l	ሎ lo				ሲ lua	
ሐውት	ሐ He	ሑ Hu	ሐ. Hi	ሐ Ha	ሐ. Hie	ሕ H	ሐ Ho				ሒ Hua	
ማይ	መ me	ሙ mu	ሚ mi	ማ ma	ሜ mie	ም m	ሞ mo				ሟ mua	
ሠውት	ሠ sse	ሡ ssu	ሢ ssi	ሣ ssa	ሤ ssie	ሥ ss	ሦ sso				ሟ ssua	
ርእስ	ረ re	ሩ ru	ሪ ri	ራ ra	ሪ rie	ር r	ሮ ro				ሯ rua	
ሳት	ሰ se	ሱ su	ሲ si	ሳ sa	ሴ sie	ሰ s	ሶ so				ሷ sua	
ቃፍ	ቀ qe	ቁ qu	ቂ qi	ቃ qa	ቄ qie	ቅ q	ቆ qo	ቄ que	ቅ qui	ቆ quu	ቇ qua	ቈ quie
ቤት	በ be	ቡ bu	ቢ bi	ባ ba	ቤ bie	ብ b	ቦ bo				ቧ bua	
ታው	ተ te	ቱ tu	ቲ ti	ታ ta	ቲ tie	ት t	ቶ to				ቷ tua	
ኅርም	ኸ hhe	ኹ hhu	ኺ hhi	ኻ hha	ኼ hhie	ኽ hh	ኾ hho	ኸ hue	ኹ hui	ኺ huu	ኻ hua	ኼ huie
ነሐስ	ነ ne	ኑ nu	ኒ ni	ና na	ኔ nie	ን n	ኖ no				ኘ nua	
አልፍ	አ a	ሀ u	ሁ i	አ ea	ሁ ie	እ e	አ o					
ካፍ	ከ ke	ኩ ku	ኪ ki	ካ ka	ኪ kie	ክ k	ኮ ko	ከ kue	ኩ kui	ኪ kuu	ካ kua	ኼ kuie
ወዌ	ወ we	ዉ wu	ዊ wi	ዋ wa	ዌ wie	ወ w	ዎ wo					
ዐይን	ዐ aaa	ዑ uu	ዒ ii	ዓ aa	ዔ iie	ዕ ee	ዖ oo					
ዘይ	ዘ ze	ዙ zu	ዚ zi	ዛ za	ዛ zie	ዝ z	ዞ zo				ዟ zua	
የመነ	የ ye	ዩ yu	ዮ yi	ያ ya	ዮ yie	ይ y	ዮ yo					
ድንት	ደ de	ዱ du	ዲ di	ዳ da	ደ die	ድ d	ዶ do				ደ dua	

ገምል	ገ ge	ጉ gu	ጊ gi	ጋ ga	ጌ gie	ግ g	ጎ go	ገጐ gue	ገሒ gui	ገሀ guu	ጎ gua	ጊ guie
ጠይት	ጠ Te	ጡ Tu	ጢ Ti	ጣ Ta	ጤ Tie	ጥ T	ጦ To				ጢ Tua	
ጳይት	ጳ Pe	ጴ Pu	ጵ Pi	ጶ Pa	ጷ Pie	ጸ P	ጹ Po				ጳ Pua	
ጸደይ	ጸ Se	ጹ Su	ጺ Si	ጻ Sa	ጼ Sie	ጽ S	ጾ So				ጸ Sua	
ፀጳ	ፀ SSe	ፁ SSu	ፊ SSi	ፋ SSa	ፍ SSie	ፎ SS	ፈ SSo					
አፍ	ፈ fe	ፉ fu	ፊ fi	ፋ fa	ፍ fie	ፎ f	ፈ fo				ፉ fua	
ጥሳ	ጥ pe	ጦ pu	ጦ pi	ጦ pa	ጦ pie	ጦ p	ጦ po				ጥ pua	
	:	#	፣	፤	፥	:-	፣	※	※	'	,	;
	:	::	,	;	፥	:-	?	፣+	፣#	'	፥	፥
	፩	፪	፫	፬	፭	፮	፯	፰	፱			
	1	2	3	4	5	6	7	8	9			
	፲	፳	፴	፵	፶	፷	፸	፹	፺	፻	፿	፾
	10	20	30	40	50	60	70	80	90	100	1000	10000




Zaima Notation

ይዘት	ደረት	ርክርክ	ኅጺር፡ ርክርክ	ድፋት	ቅናት	ጭረት	ሒደት	ቁርጥ
.	፡	፣	፤	፥	፣	፣	፣	፣
1	2	3	4	5	6	7	8	0

Typing all languages

Since the creation of the Unicode system for Ethiopic many letters have become available on the computer. Unicode defines 461 letters for Ethiopic writing in many languages. This is too many letters for Ge'ez so to avoid typing unexpected letters they are not allowed in the Ge'ez keyboard. However, on the occasion that you need to type Ethiopic letters outside of Ge'ez, you can do so with the "Unicode Keyboard".

There are two ways to start the Unicode keyboard:

1. Type Ctrl + Alt + Y this should make the  icon appear in your task bar and the Unicode keyboard is ready.
2. Click on the  icon in your task bar then select the  icon and the Unicode keyboard is ready.

The typing for letters of other languages are now shown:

Amharic

ሰ xe	ሱ xu	ሲ xi	ሳ xa	ሴ xie	ኀ x	ኁ xo	ኂ xua
ሸ ve	ሹ vu	ሺ vi	ሻ va	ሼ vie	ኃ v	ኄ vo	ኅ vua
ቸ ce	ቹ cu	ቺ ci	ቻ ca	ቼ cie	ቸ c	ቹ co	ቺ cua
ኘ Ne	ኙ Nu	ኚ Ni	ኛ Na	ኜ Nie	ነ N	ነ No	ኑ Nua
ኸ Ke	ኹ Ku	ኺ Ki	ኻ Ka	ኼ Kie	ኽ K	ኾ Ko	
ዠ Ze	ዡ Zu	ዢ Zi	ዣ Za	ዤ Zie	ዥ Z	ዦ Zo	ዧ Zua
፸ Ce	፹ Cu	፺ Ci	፻ Ca	፼ Cie	፽ C	፿ Co	፾ Cua

Awngi/Blin/Kayla/Kufal/Quara/Qimant/Xamtanga

ገ Ge	ጉ Gu	ጊ Gi	ጋ Ga	ጌ Gie	ግ G	ገ Go
ገዐ Gue	ገዑ Guu	ገዒ Gui	ገዓ Gua	ገዤ Guie		

Bench

ሸ xxe	ሸ xxu	ሸ xxi	ሸ xxa	ሸ xxie	ሸ xx	ሸ xxo
ቸ cce	ቸ ccu	ቸ cci	ቸ cca	ቸ ccie	ቸ cc	ቸ cco
ሸ ZZe	ሸ ZZu	ሸ ZZi	ሸ ZZa	ሸ ZZie	ሸ ZZ	ሸ ZZo
፸ CCe	፸ CCu	፸ CCi	፸ CCa	፸ CCie	፸ CC	፸ CCo

Me'en/Mursi/Suri/Dizi

ሀ hoa	ሀ loa	ሀ moa	ሀ roa	ሀ soa	ሀ xoa	ሀ qoa	ሀ boa	ሀ toa	ሀ coa	ሀ hhoa	ሀ noa	ሀ Noa	ሀ oa
ሀ koa	ሀ woa	ሀ zoa	ሀ yoa	ሀ doa	ሀ Doa	ሀ joa	ሀ goa	ሀ Toa	ሀ Coa	ሀ Poa	ሀ SSoa	ሀ poa	

Me'en/Mursi/Suri/Dizi & Historical Oromo/Sidama

ደ De	ደ Du	ደ Di	ደ Da	ደ Die	ደ D	ደ Do	ደ Dua
---------	---------	---------	---------	----------	--------	---------	----------

Sebatbeit

ቆ qye	ቆ qyu	ቆ qye	ቆ qye	ቆ qye	ቆ qye	ቆ qyo
ኸ kye	ኸ kyu	ኸ kyi	ኸ kya	ኸ kyie	ኸ ky	ኸ kyo
ኸ Kye	ኸ Kyu	ኸ Kyi	ኸ Kye	ኸ Kye	ኸ Ky	ኸ Kyo
ኸ gye	ኸ gyu	ኸ gyi	ኸ gya	ኸ gyie	ኸ gy	ኸ gyo

ሙ mue
ሙ bue
ሙ fue
ሙ pue

ሙ mui
ሙ mue
ሙ fue
ሙ pue



ሙ muie	ሙ muu
ሙ buie	ሙ buu
ሙ fuie	ሙ fuu
ሙ puie	ሙ puu

Tigrinya

ቄ	ቄ	ቄ	ቄ	ቄ	ቄ	ቄ
Qe	Qu	Qi	Qa	Qie	Q	Qo
ቄ	ቄ	ቄ	ቄ	ቄ		
Que	Quu	Qui	Qua	Quie		
ቄ	ቄ	ቄ	ቄ	ቄ		
Kue	Kuu	Kui	Kua	Kuie		

Installing and Using the Keyboard

The **GeezKeyboard6.exe** file contains the **Tavultesoft Keyman** and font installer. To begin the installation:

1. Double click it and follow the installation instructions.
2. After successful installation you will find the **Tavultesoft Keyman** in your “**Programs**” menu. To start the keyboard software click:
Start > All Programs
> Tavultesoft Keyman
> Keyman
3. Click the  icon on the right bottom of your taskbar.
4. Select the  icon from the pop-up menu that appears.
5. Select an Ethiopic font and begin typing.